



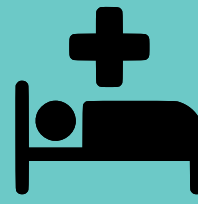
Total KB Number of patients



775



2.22K



Max LOS
416

Length of stay (Days)

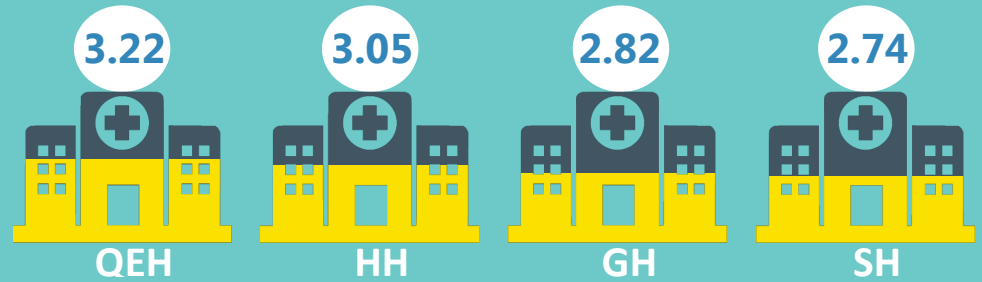
Summation of patients LOS
27.8K
Mode LOS
3

Mean LOS
12.5
Median LOS
8

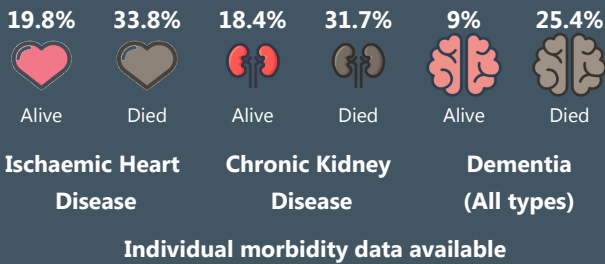
Co-morbidity count

19.8% 40.1% 40.1%
None 1 or 2 3 or more

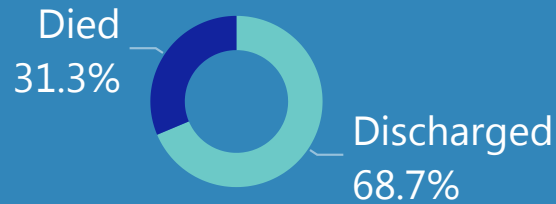
Average co-morbidity over 4 NHS sites



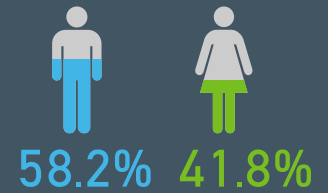
Mortality by morbidity



Mortality %



Gender



Ethnicity with asthma and diabetes score

High score = More asthmatic/diabetic
Low score = Less asthmatic/diabetic



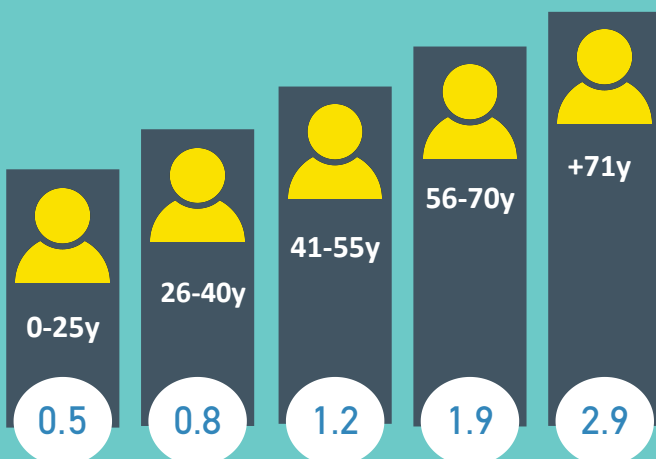
Mortality by co-morbidity score



Co-morbidity score

Individual co-morbidity data available

Average co-morbidity by age



Morbidities

