



PIONEER

Health Data Research Hub

Outcomes Of Influenza Related Hospitalisation In Smokers VS. Non-smokers

Data range for infographic: 01.01.2018-01.07.2024
Other extended time periods are available on request

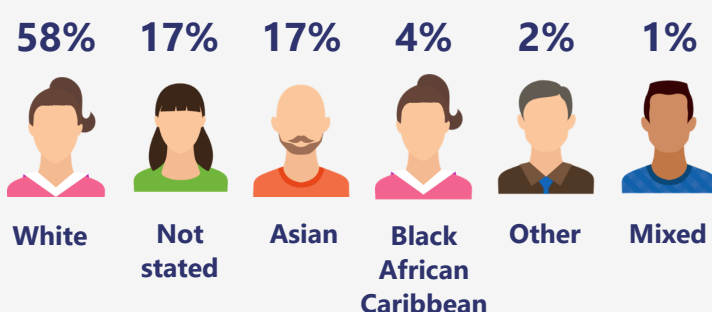
A dataset of 26,047 admissions with influenza from Jan 2018 to Jul 2024. Data includes demography, serial physiology, assessments, diagnostic codes (ICD-10 & SNOMED-CT), initial presentations, ventilation, ICU transfers, prescriptions and outcomes.

Demographic

The dataset includes:


- Young adults **5%** (ages 16-24)
- Adults **43%** (ages 25-64)
- Elderly **52%** (ages 65+)

Based on the index of multiple deprivation map,
52% of the population are from most deprived areas
and **8%** of patients are from least deprived areas.




Viral spells

18K




Coronavirus 2019

7152



Influenza virus

557



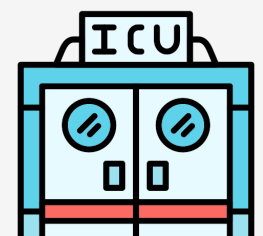
Respiratory syncytial virus

Comorbidities

- Asthma **23K** spells
- Chronic kidney disease **22K** spells
- Chronic obstructive pulmonary disease **22K** spells
- Atrial fibrillation and flutter **21K** spells
- Heart failure **21K** spells
- Hypertension **15K** spells

972

Patients in ITU



Intensive treatment unit

Total of **1149** intensive treatment unit (ITU) admissions with **147** patients readmitted.


Other ITU details are available.

41%



Non-smoker

4%



Smoker

55%



Unknown

Smoking status

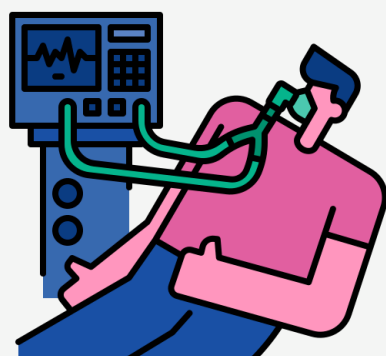
29% of smokers had therapy for smoking cessation and 24% of smokers declined smoking cessation.

Inpatient care

- **26,047 Hospitalised spells;** containing **23,766** unique patients with influenza
- **277K** days worth of hospital data with an average in-hospital length of stay of 10 days
- In-hospital mortality rate of 14% with 90% of patients surviving 12 months after discharge
- The average presenting clinical frailty score (CFS) is 3.4 with median of 3

Ventilation

955 invasive ventilations performed



Other ventilation details are available

Respiratory rate

786K respiratory rates are recorded


Presenting respiratory rate

12K



Less than 12

9157



12 to 20

4865



More than 20

Breaths per minute

Other vital signs are available