



PIONEER

Health Data Research Hub

Society of Acute Medicine Benchmarking Audit- National Summer 2019 to 2023

Data range for infographic: 27/06/2019-22/06/2023 (excl. 2020 due to no available summer data)
Other extended time periods are available on request

Data about 34,103 patients from the Society of Acute Medicine Benchmarking Summer 2019-23 audits from >100 hospitals across UK. Data on hospital unit structure, staffing, patient demographics, acuity, frailty, care pathways & readmission status.

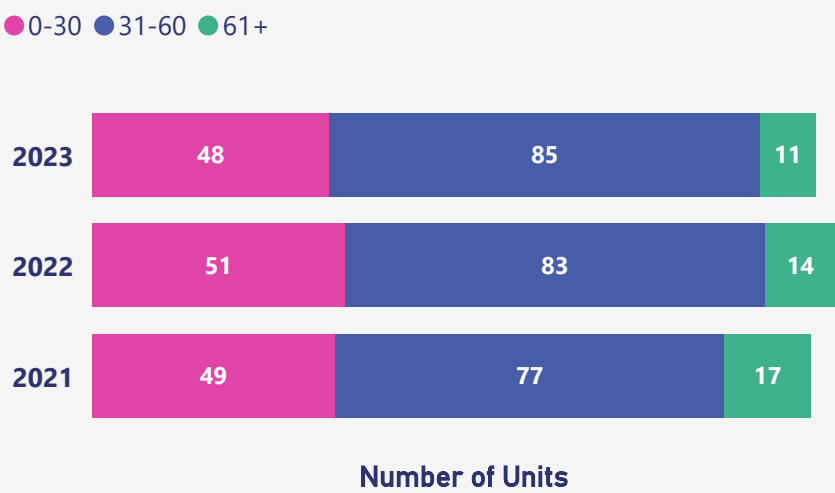
Hospitals Participated

- 2019- **135**
- 2021- **156**
- 2022- **146**
- 2023- **160**

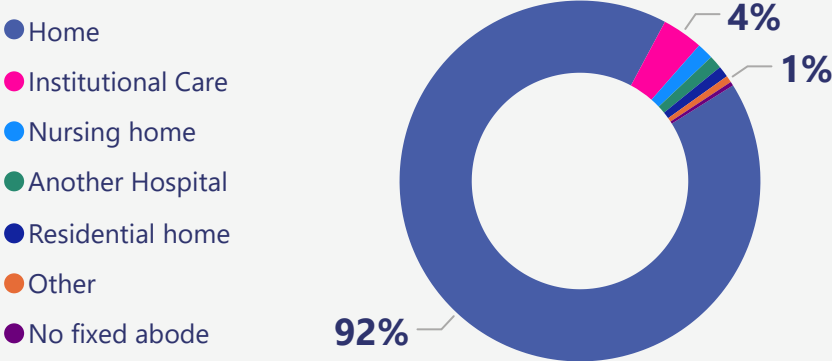
Total Bed Capacity

- Large Units **52%** (500+ beds)
- Medium Units **45%** (100-499 beds)
- Small Units **3%** (0-99 beds)

AMU Capacity



Location Before Arrival



Demographic

This dataset includes:

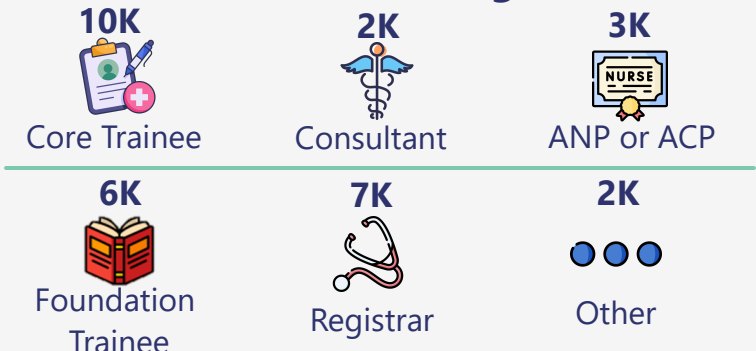
Age

- Young adults **7%** (ages 18-24)
- Adults **39%** (ages 25-59)
- Older adults **54%** (ages 60+)

Gender

- Male **47%**
- Female **53%**


Grade of Person Undertaking First Clerking



Speciality Taking First Assessment

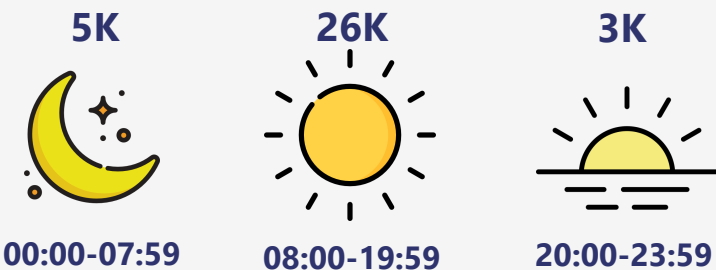
- 18K** - Emergency Department
- 13K** - Medicine
- 346** - Other

National Early Warning Score



- EWS taken < 30 Mins - **69%**
- NEWS Median- **1** (IQR **0-3**)

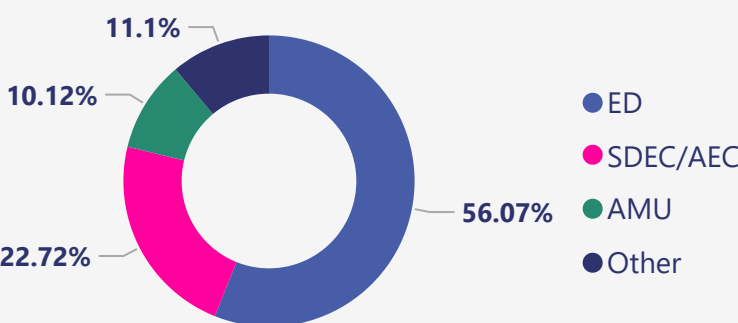
Time of Arrival



Vital Status

- 26K** Discharged on SAMBA Day
- 6K** Remained in Hospital (Including ICU)
- 675** Died in hospital
- 362** Transferred to other healthcare facility
- 198** In-Hospital (readmitted after discharge)

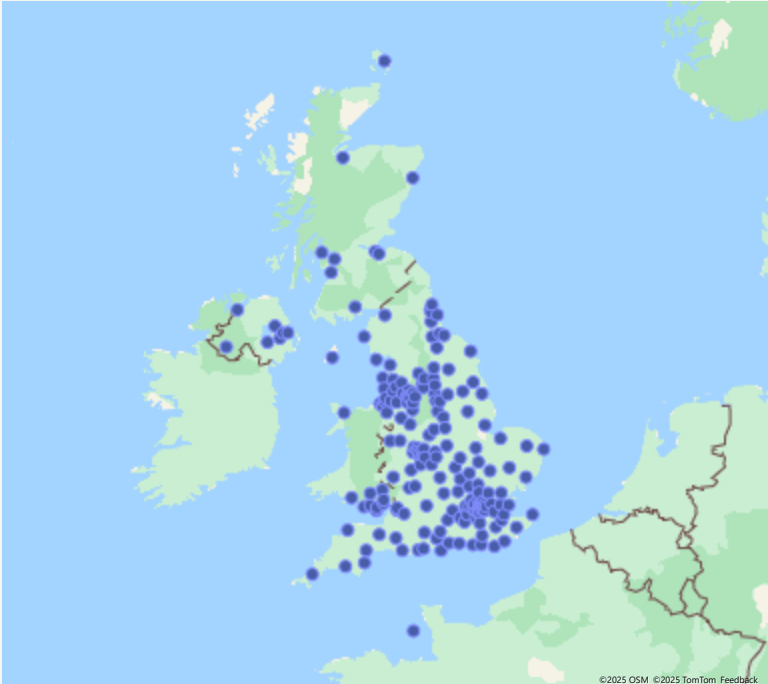
Readmission Locations



Average Days for Readmission

- ED **4** Days
- SDEC **4** Days
- AMU **4** Days
- Other **4** Days

SAMBA Sites



Other associated data available upon request

Contact us at:
www.pioneerdatahub.co.uk
pioneer@uhb.nhs.uk