



PIONEER

Health Data Research Hub

Society of Acute Medicine Benchmarking Audit- National Summer 2021

Data range for infographic: 17.06.2021 (24-hour period)
Other extended time periods are available on request

Data about 8,973 patients from the Society of Acute Medicine Benchmarking Summer 2021 audit from 156 hospitals across UK. Data on hospital unit structure, staffing, patient demographics, acuity at admission, frailty, care pathways & readmission status.

Hospitals Participated

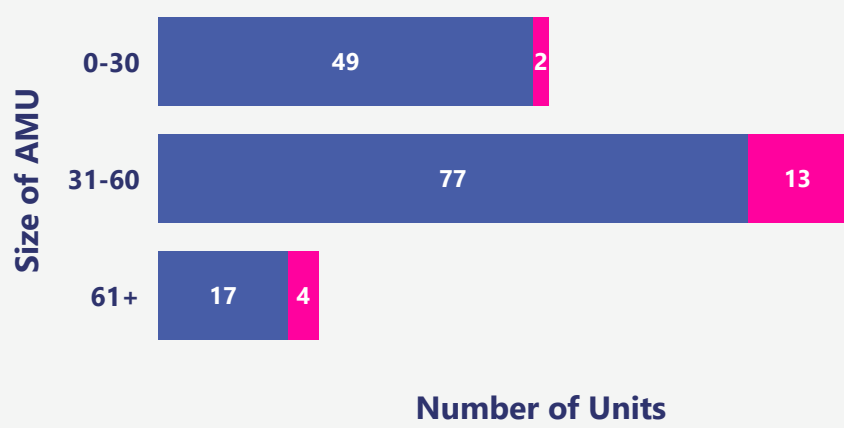
- 2021- 156

Total Bed Capacity

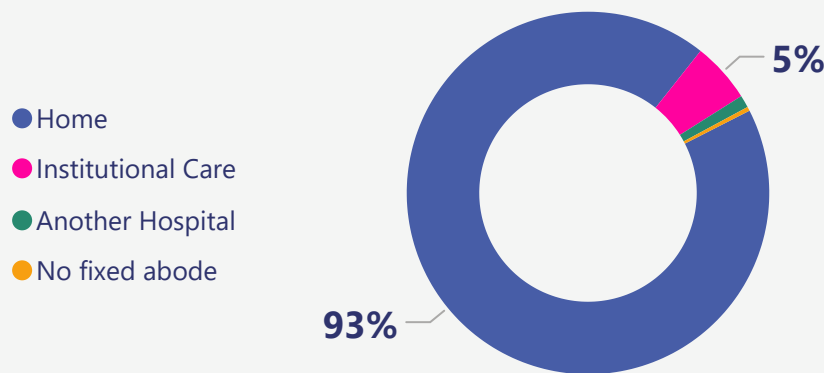
- Large Units **48%** (500+ beds)
- Medium Units **47%** (100-499 beds)
- Small Units **6%** (0-99 beds)

AMU Capacity

● Level 1 Beds ● Level 2 Beds



Location Before Arrival



Demographic

This dataset includes:

Age

- Young adults **5%** (ages 18-24)
- Adults **35%** (ages 25-59)
- Older adults **60%** (ages 60+)

Gender

- Male **46%**
- Female **54%**


Grade of Person Undertaking First Clerking



Speciality Taking First Assessment

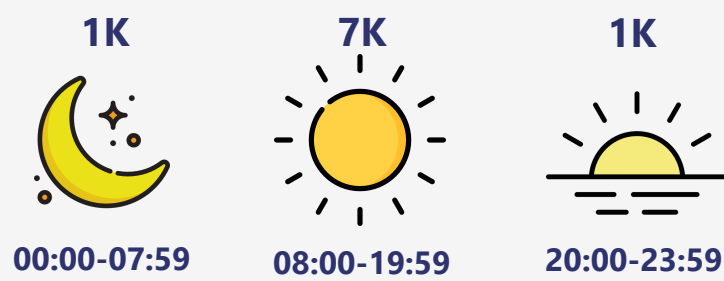
- 5K** - Emergency Department
- 4K** - Medicine
- 106** - Other

National Early Warning Score



- EWS taken < 30 Mins - **77%**
- NEWS Median- **1** (IQR **0-3**)

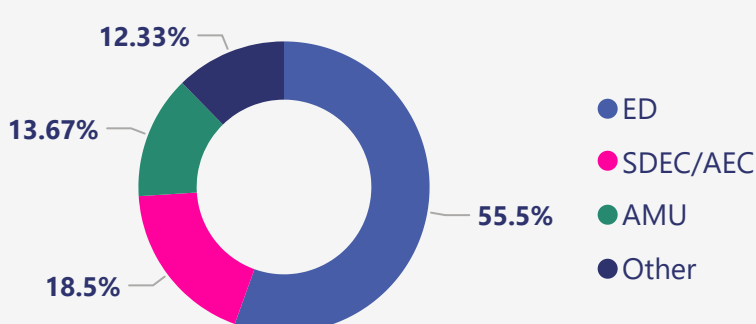
Time of Arrival



Vital Status

- 7K** Discharged on SAMBA Day
- 2K** Remained in Hospital (Including ICU)
- 163** Died in hospital
- 95** Transferred to other healthcare facility
- 48** In-Hospital (readmitted after discharge)

Readmission Locations



Average Days for Readmission

- ED **4** Days
- SDEC **3** Days
- AMU **4** Days
- Other **4** Days

SAMBA Sites

