



PIONEER

Health Data Research Hub

Society of Acute Medicine Benchmarking Audit- National Frailty Frailty 2020-2022

Data range for infographic: 30.01.2020-23.06.2022

Other extended time periods are available on request

Data about 22,938 patients from the Society of Acute Medicine Benchmarking audit (2020-2022) from 180 hospitals across the UK with a focus on frailty. Data on hospital unit structure, staffing, patient demographics, acuity at admission, care pathways & readmission status.

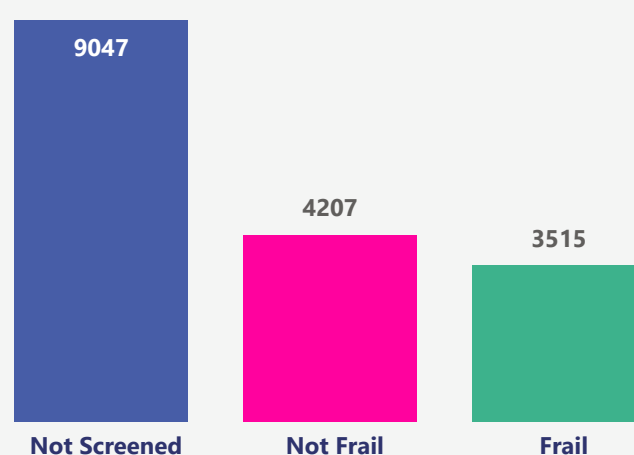
Hospitals Participated

- 2020 - **104**
- 2021 - **156**
- 2022 - **142**

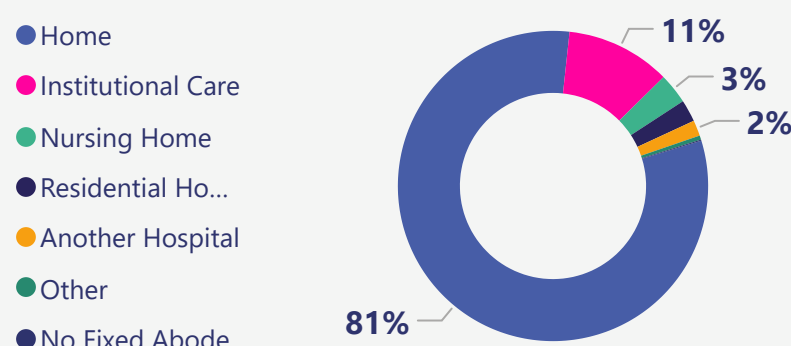
Nation Early Warning Score (Frail Patients)

- Low (0-4) - **80%**
- Medium (5-6) - **10%**
- High (0-4) - **10%**

Patients Screened for Frailty



Location Before Arrival (Frail Patients)



Demographic (Frail Patients)

This dataset includes:

Age

- Young adults **<1%** (ages 18-24)
- Adults **4%** (ages 25-59)
- Older adults **95%** (ages 60+)

Gender

- Male **45%**
- Female **55%**

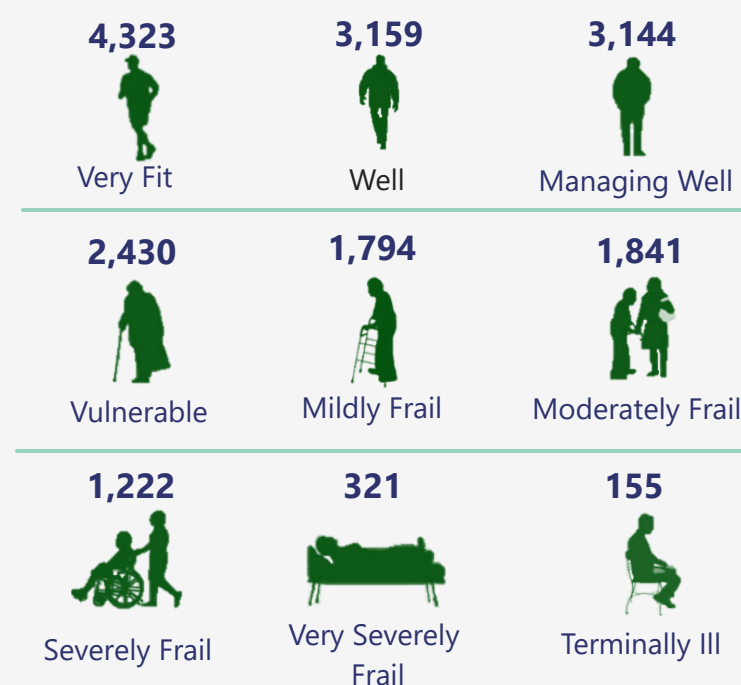
Grade of Person Undertaking First Clerking (Frail Patients)



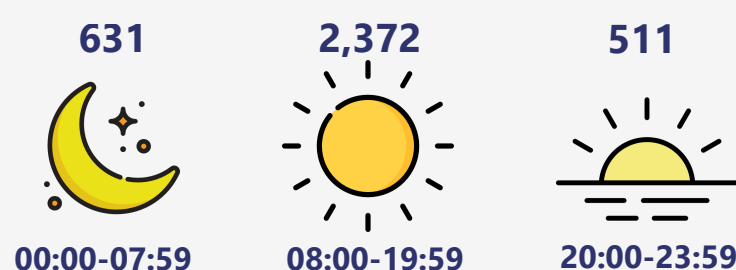
Speciality Taking First Assessment (Frail Patients)

- 2583** Emergency Department
- 870** Medicine
- 31** Other

Rockwell Clinical Frailty Scale Counts



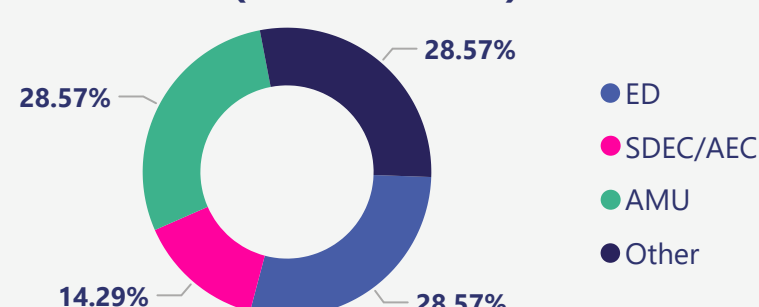
Time of Arrival (Frail Patients)



Vital Status (Frail Patients)

- 2432** Discharged on SAMBA Day
- 842** Remained in Hospital (Including ICU)
- 148** Died in hospital
- 65** Transferred to other healthcare facility
- 23** In-Hospital (readmitted after discharge)

Readmission Locations (Frail Patients)



Average Days for Readmission (Frail Patients)

- ED **5** Days
- SDEC **3** Days
- AMU **5** Days
- Other **4** Days

SAMBA Sites



Other associated data available upon request

Contact us at:
www.pioneerdatahub.co.uk
pioneer@uhb.nhs.uk