



PIONEER

Health Data Research Hub

Society Of Acute Medicine Benchmarking Audit - National SDEC 2023

Data range for infographic: 22-06-2023

Other extended time periods are available on request

Data about 9,612 patients from the Society of Acute Medicine Benchmarking SDEC 2023 audit from 160 hospitals across UK. Data on SDEC services structure, staffing, patient demographics, acuity at admission, frailty, care pathways & readmission status.

Demographic

This dataset includes:

Age

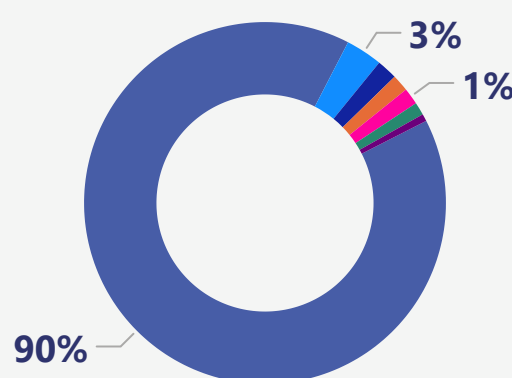
- Young adults **4%** (ages 18-24)
- Adults **35%** (ages 25-59)
- Older adults **61%** (ages 60+)

Gender

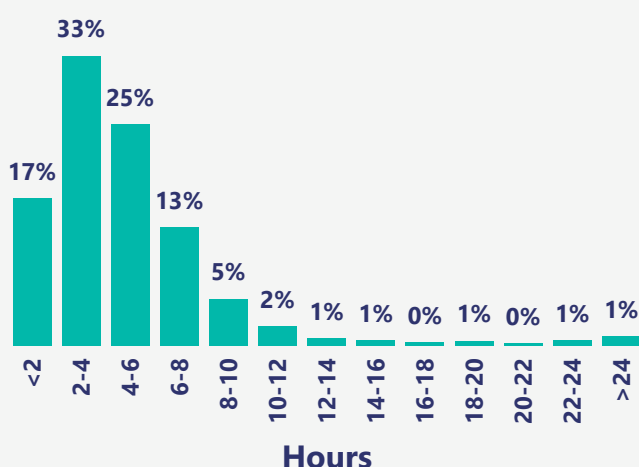
- Male **47%**
- Female **53%**

Location Before Arrival

- Home
- Nursing home
- Residential home
- Other
- Institutional Care
- Another Hospital
- No fixed abode



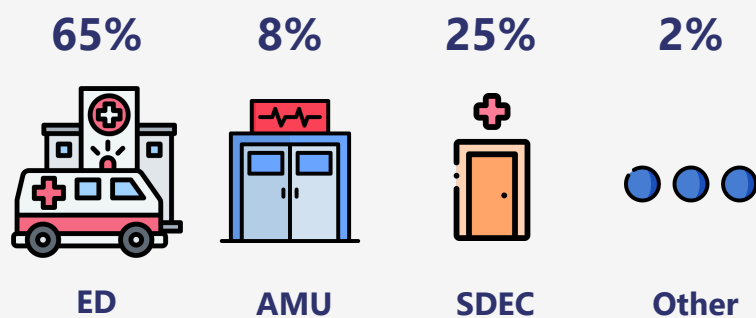
Length of stay for SDEC patients



Same Day Emergency Care

- The average length of time for a patient to be physically transferred into SDEC is **<1 hour**
- 14.7%** of SDEC patients are clerked by a clinician prior to arrival to SDEC
- The average length of stay for SDEC patients to be discharged from hospital is **2-4 hours**
- 12.8%** of admissions had planned SDEC follow-up

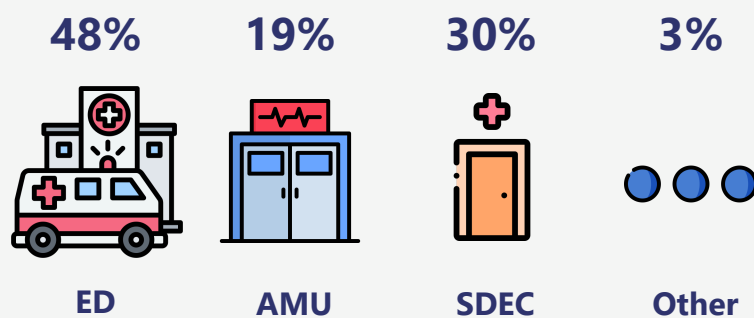
Location assessed



Clinical assessment

The average time taken for SDEC patients to be clerked is **1-2 hours** after arrival in hospital.

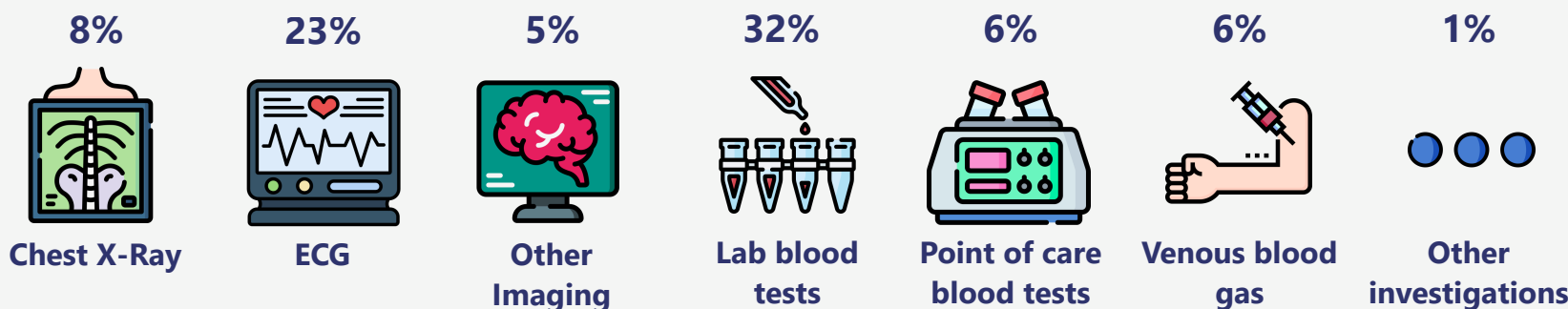
Location assessed



Acute medicine assessment

The average time taken for SDEC patients to be assessed by acute medicine is **1-2 hours** after arrival in hospital.

SDEC investigations



SDEC Readmission

- 14.6%** of patients were scheduled to be seen in SDEC
- 1.5%** of patients return to SDEC within 7 days with an average readmission of **3.60 days** to SDEC



SDEC Sites



Other associated data available upon request

Contact us at:
www.pioneerdatahub.co.uk
pioneer@uhb.nhs.uk